

## *Young Europeans*

# Survey among young people aged between 15-30 in the European Union

## Summary

Fieldwork: January/February 2007

Report: February 2007

This survey was requested and coordinated by Directorate-General Communication

This document does not represent the point of view of the European Commission.  
The interpretations and opinions contained in it are solely those of the authors.

Flash Eurobarometer Series  
#202

Youth survey  
among people, aged  
between 15 and 30,  
in the European Union

by  
The Gallup Organization



Survey organised and managed by  
Directorate-General Communication

This document does not reflect the  
views of the European Commission.  
The interpretations and opinions  
contained in it are solely those of the  
authors.

THE GALLUP ORGANIZATION

# Table of Contents

- 1. Introduction ..... 4**
- 2. Main findings ..... 4**
- 3. The EU – today and tomorrow ..... 7**
- 4. Leisure activities and membership of organisations..... 9**
- 5. EU citizenship – what does it mean? ..... 12**
- 6. Young people and political activism..... 15**
- 7. Employment – key facts and opinions..... 19**
- 8. Achieving financial independence ..... 23**

## 1. Introduction

The European Commission (Directorate – General for "Education and Culture", "Youth" Unit) conducted a series of surveys "The Young Europeans" on young adults aged 15 to 24 in 1982, 1987, 1990, 1997 and 2001 as part of the Eurobarometer Special Surveys. The current Flash Eurobarometer follows up on these earlier surveys, but is different from the previous surveys in various ways. The current survey "Youth survey among people aged between 15-30 years of age, in the 27 Member States" (Flash Eurobarometer 202) covers more countries than the previous surveys. The survey is also conducted by telephone interviewing instead of face-to-face interviewing and the target group is extended to young Europeans aged 15 to 30 years.

The survey deals with the following aspects of young Europeans' life:

- The meaning and the future of the European Union
- Leisure activities and membership of organisations
- Citizenship of the European Union
- Political participation in society
- Employment and unemployment
- Autonomy and financial resources

The survey's fieldwork was carried out between the 30<sup>th</sup> of January 2007 and 4<sup>th</sup> of February 2007. Over 19 000 randomly selected citizens aged between 15 and 30 years were interviewed in the 27 Member States of the EU. The survey was carried out by telephone, with WebCATI (web-based computer assisted telephone interviewing).

To correct for sampling disparities, a post-stratification weighting of the results was implemented, based on important socio-demographic variables. More details on survey methodology are included in the Annex of this report.

## 2. Main findings

*The EU – today and tomorrow*

- Overall, young Europeans tend to share a positive image of the European Union (EU) and its future.
- Most young Europeans associate the EU with the freedom to travel, study and work anywhere within the Union.

- Young adults in the NMS12 countries are more likely to see the EU positively, e.g. as a means of improving Europe's economic situation, than their EU15 counterparts.
- Similarly, more highly-educated young people are more optimistic about the EU's future

### *Leisure activities and membership of organisations*

- The two leisure activities that are most frequently practised by young Europeans are taking exercise (45% - going for a walk, bike ride, sports etc.) and meeting friends (40% - eating, dancing, having a drink, hanging out, etc.).
- A certain number of stereotypes are confirmed (e.g. women read more than men, men prefer to spend time on the Internet etc.).
- The most notable difference between countries is that young adults in the NMS12 are twice as likely to help out in the house compared to those in the EU15 (16% -NMS12, 8% - EU15).
- In general, young adults in the EU are not active in associations; with only one in five being a member. Sports clubs are the most successful examples (with just under 50% of all respondents reporting membership).
- Young adults in the EU are also unlikely to be engaged in voluntary activities; less than one out of five young individuals report being engaged in such work. However three out of four consider such programmes as an incentive for their greater participation in society.

### *EU Citizenship – what does it mean?*

- The ability to study and the right to work in any Member State symbolise for young Europeans the core elements of being an EU citizen.
- A large majority of the EU's young citizens state that they have received information about their rights and responsibilities as a European citizen through the media, schools and universities, and from parents and friends.
- Young Europeans place particular emphasis on being consulted before any public decision that concerns them is taken. Only one respondent out

of five selects the lowering of the voting age as a measure that would increase meaningful participation in society.

### *Young people and political activism*

- In all Member States, a substantial number of young adults believe that participating in debates with policymakers, joining a political party or taking part in a demonstration are the most important political actions to ensure that their voices are heard.
- Slightly more than one in 10 young adults report that, although eligible to vote, they did not vote in an election or referendum in the previous three years. (Note: in some Member States, voting is compulsory).
- The results show that slightly more than one in four young adults signed a petition in the last year, while the same number presented his or her view in an online discussion forum. One in five young adults took part in a public demonstration.
- A majority of young adults say that they are interested or very interested in politics and current affairs in their own country at the city or regional level, and in the EU.

### *Employment – the key facts and opinions*

- When young adults are asked about the most important reasons that they might be unable to find a job, one in two mention the lack of job or training opportunities in their country. Slightly less than one young adult out of four select a reason that relates to them personally: a lack of practical experience.
- More respondents in the EU15 than in the NMS12 say the main reason for being unable to find a job would be the lack of job / training opportunities in their country.
- When young Europeans are asked about the most useful qualities needed to find a good job, the four main skills mentioned are: communication and teamwork skills, having completed an apprenticeship or training course, IT and computer skills, and knowledge of a foreign language (s).
- Language difficulties are the main reason that young Europeans think that it might be difficult for them to find a job in another country.

- Confronted with unemployment, one young European in three would accept any job, if it met certain conditions, such as job stability and a good salary, and one in 10 would accept any job without such conditions.

### *Achieving financial independence*

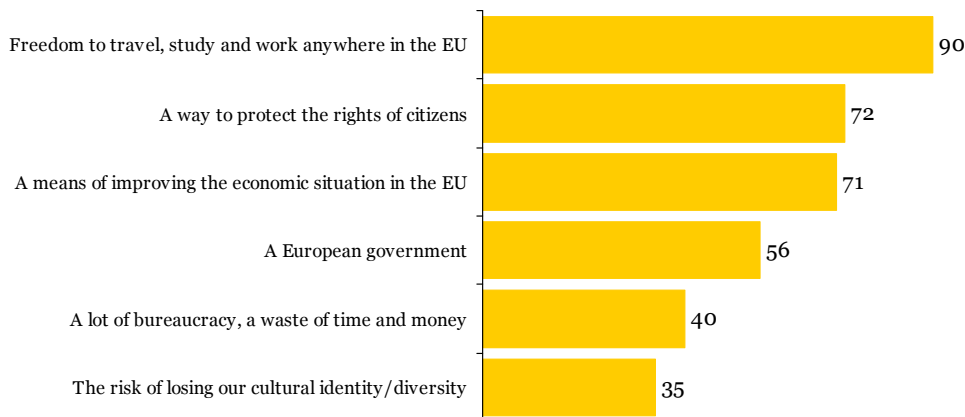
- A majority of young Europeans cite material reasons to explain why young adults live at their parents' home longer than they used to; they either cannot afford to move out or there is a lack of affordable housing.
- Respondents in the NMS12 are somewhat more likely to mention these material reasons in order to explain why young adults remain at their parents' homes.
- 43% young adults say that their primary source of income is a regular job. Surprisingly, 31% say that most of their income is provided by their relatives or partner.
- In Denmark, Finland and Sweden, more respondents mention either a training allowance or educational grant as a second most important source of income, and in the Netherlands the second most significant source of income is casual work.

## **3. The EU – today and tomorrow**

When asking young Europeans about what the EU means to them, 90% of respondents report that, for them personally, it represents the freedom to travel, study and work anywhere in the Union. A plurality of them also underline the fact that its existence represents a way to protect the rights of citizens (72%) and a means of improving the EU's economic situation (71%). More than half of the respondents (56%) feel that the EU is equivalent to a European government.

When asking about possible negative features of the Union, 40% of young adults state that it means an excess of bureaucracy and some waste of time and money. Just over a third see the EU as a threat to cultural identity and diversity.

## The meaning of the European Union for people



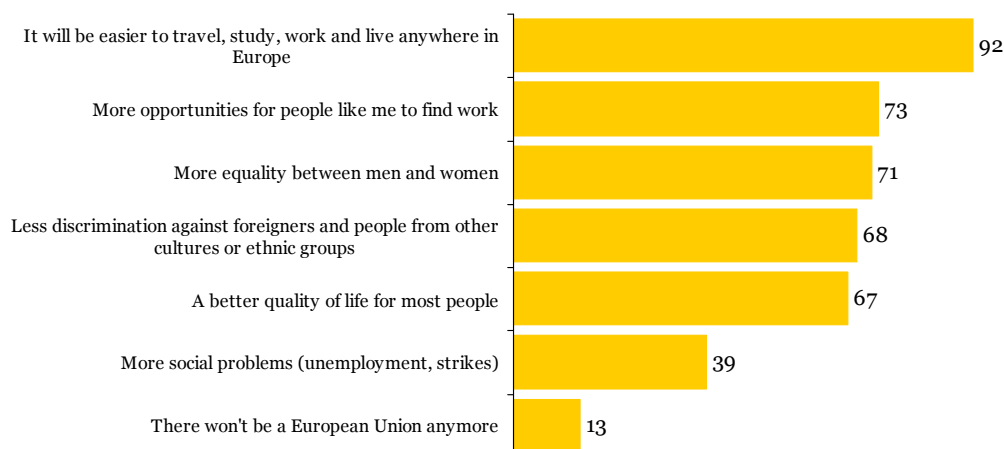
Q1. I am going to read you a few statements on what the European Union means for people. Please tell me, for each of them, if the European Union means this to you personally or not?  
 Base: all respondents  
 % of "Yes, it does"

Almost all young adults (92%) agree that **in 10 years' time it will be easier to travel, study, work and live anywhere in Europe** because of the EU's existence. Large majorities of respondents also agree that in the next decade, the EU will bring more opportunities for people like themselves to find work (73%), more equality between men and women (71%), less discrimination against foreigners and people from other cultures and ethnic groups (68%), and a better quality of life for most people (67%).

On the negative side, 39% of respondents believe that the EU in 10 years' time will mean more social problems, such as unemployment and strikes.

Finally, 13% of young adults interviewed agree with the statement that the EU will no longer exist after another 10 years.

### What the European Union will bring in 10 year' time



Q2. Would you agree or disagree with the following statements about what the European Union will bring in ten years' time?  
 Base: all respondents  
 % of "Agree"

With respect to the future of the EU, we find a pattern of differences between the EU15 and NMS12 countries similar to that with respect to the meaning of the EU. Respondents in the NMS12 again appear more likely to positively evaluate the EU's future, while respondents in the EU15 are characterised by seeing its future in a more negative way.

Younger respondents who are still at school, more highly-educated respondents and respondents living in metropolitan or urban areas are more likely to agree with the positive view of the EU than their counterparts in other socio-demographic groups.

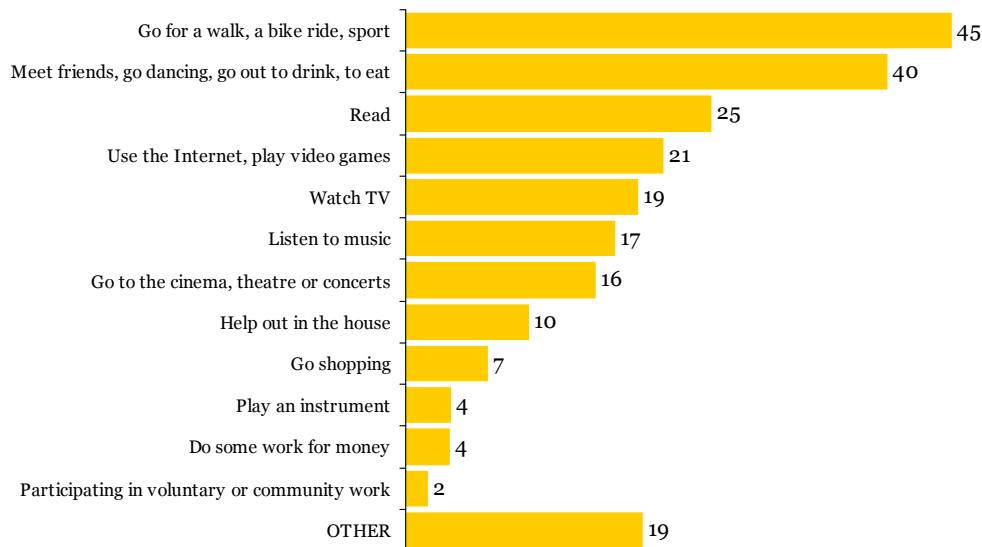
#### 4. Leisure activities and membership of organisations

The **two leisure activities** that are most frequently practised by young Europeans are taking exercise (45% - going for a walk, bike ride, practising sports etc.) and meeting friends (40% - eating ,dancing, having a drink, hanging out etc.).

One in four young adults names reading a book as one of their preferred leisure activities, and slightly more than one in five young adults (21%) report using the Internet or playing video games. Watching television is mentioned by 19% of respondents, listening to music by 17% and going to the cinema, theatre or concerts by 16%.

One in 10 respondents mentions helping out in the house. Activities that are named by less than one in 10 respondents are: going shopping (7%), playing an instrument (4%), working for money (4%) and participating in voluntary or community work (2%). Finally, 19% of respondents mention some other leisure activity than those mentioned.

#### Activities during the leisure time



Q3. What do you regularly do during your leisure time?  
Base: all respondents  
% of "Mentioned"

The most notable difference between all countries is that young adults in the NMS12 more often mention helping out in the house than young adults in the EU15 (16% in the NMS12 compared to 8% in the EU15). We find, for example, that one in four respondents in Latvia (26%), Romania (26%), Estonia (25%) and Slovakia (25%) mention that they help out in the house regularly, compared to only in of 20 respondents in Germany (4%), Ireland (4%) and the Netherlands (5%).

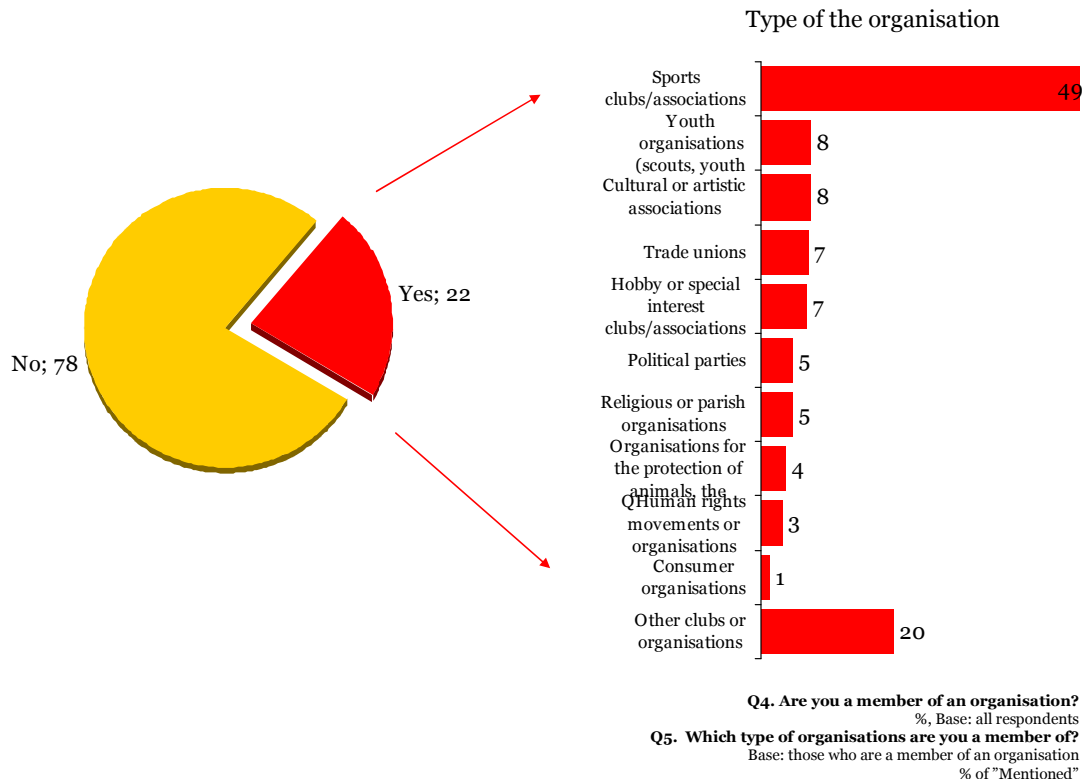
On the socio-demographic level, a certain number of stereotypes are confirmed. European young women read more often than young men (32% compared to 19%) and help out at home more often (18% compared to 14%). On the contrary, there are clearly more European young men participating in sports (50% compared to 40%) and using the Internet or playing video games (27% versus 15%).

Comparing respondents with different educational attainment, we notice that the more highly-educated respondents (education completed after 20 years-of-age) are more likely to mention going for a walk, a bike ride or practising sports (48% compared to 35%), reading (34% compared to 15%) and going to the cinema, theatre or concerts (23% compared to 9%). Young adults in the lowest

educational category are more to mention watching television (26% compared to 21%) and helping out in the house (20% compared to 12%).

In general, **young adults** in the EU are **not active in organisations or associations**; we find that only 22% of young Europeans are a member of an organisation.

**Membership of an organisation**

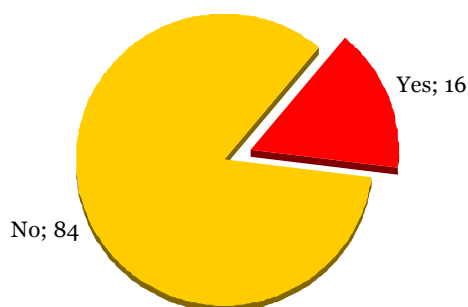


Focussing on the countries of the EU15, we find a north-south divide, with the northern countries having higher percentages of membership than the countries in the south. We find the highest percentage of those who are members of an organisation in Denmark (47%), followed by Germany (46%) and Sweden (45%). Portugal (14%), Italy (13%), Spain (12%) and Greece (11%) have the lowest percentages of membership.

Sports clubs are the most successful and are mentioned by just less than one in two respondents who report being a member of an organisation. Smaller percentages mention that they are a member of a youth organisation such as scouts (8%), a cultural or artistic association (8%), a trade union (7%), a hobby or special interest club (7%), a political party (5%), a religious organisation (5%), an organisation striving for animal protection and the environment (4%), a human rights organisation (3%) or a consumer organisation (1%).

In general, young Europeans are unlikely to be **engaged in voluntary activities**; only 16% of the young adults that were interviewed mentioned this. However three out of four consider such programmes as an incentive for their greater participation in society (see page 12 increasing activity as citizen in society).

### Engagement in voluntary activities



Q6. Are you engaged in any voluntary activities?  
%, Base: all respondents

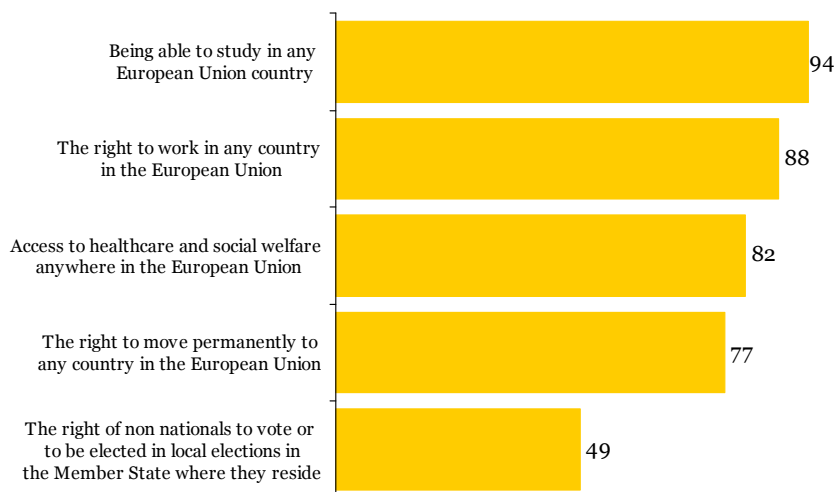
Comparing engagement in voluntary work in the NMS12 countries, we find that the largest percentage of young adults who are engaged in voluntary activities is found in Slovenia (30%), followed by Slovakia (25%) and Hungary (22%). The lowest percentages are located in Bulgaria (8%) and Romania (7%).

## 5. EU citizenship – what does it mean?

The ability to study and the right to work in any country in the EU seem to be the core elements of being a European citizen among young people; 94% and 88% of respondents mention these two factors. A majority of young adults also agree that EU citizenship means access to healthcare and social welfare anywhere in the EU (82%) and the right to move permanently to any Member State (77%).

One in two young Europeans (49%) mentions that being a European citizen means the right of non-nationals to vote, or to be elected in local elections, in the Member State in which they reside.

### Meaning of "being a citizen of the European Union"



Q7. Which of the following, do you think "being a citizen of the European Union" means?  
Base: all respondents  
% of "Mentioned"

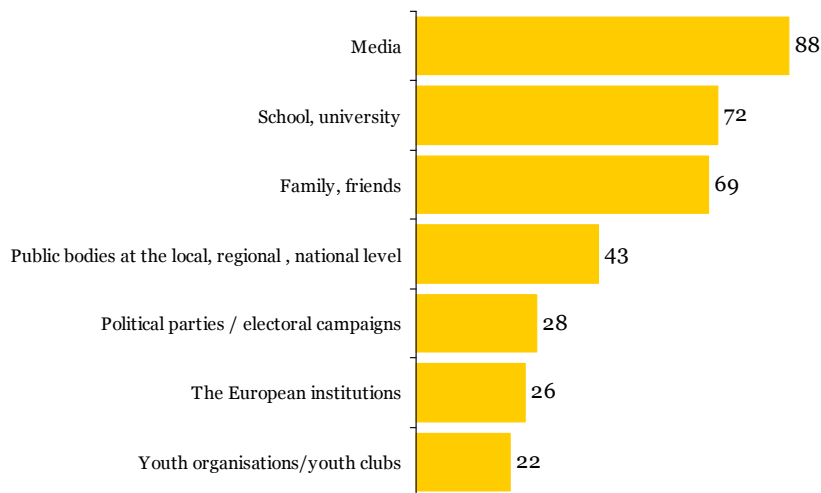
The individual country results show large variations in respondents' views about the meaning of being a European citizen. In Luxembourg, for example, 69% of young adults think that being an EU citizen is symbolised above all else by the right of non-nationals to vote or to be elected in local elections in the Member State in which they reside, but in Hungary only 24% of young adults agree with that. Similarly, while 93% of respondents in Slovakia mention that being a citizen of the EU denotes access to healthcare and social welfare anywhere in the EU, only 54% of respondents in Estonia agree.

Comparing educational groups, we note that the more highly-educated respondents are more likely to agree with the statements about the possibilities to study and work in any European country and the right to move permanently to any country in the EU.

A large majority of young Europeans (88%) say that **they received information about their rights and responsibilities as a European citizen through the media**. 72% of respondents got this information from schools and universities and 69% from parents and friends.

Other possible sources for learning about one's rights and responsibilities as a citizen in today's Europe are mentioned by less than half of the respondents; 43% of respondents mention public bodies at the local, regional and national level, 28% select political parties and electoral campaigns, 26% mention European institutions, and 22% report that they learned about their rights and responsibilities as an EU citizen from youth organisations and clubs.

### Sources learn about rights and responsibilities from

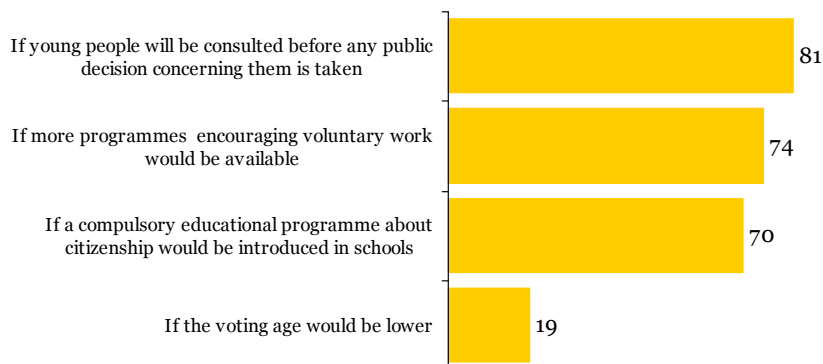


Q8. From which of the following sources did you learn about your rights and responsibilities as a citizen in today's Europe?  
Base: all respondents  
% of "Mentioned"

When asked **which measures would help to encourage young people's active participation in society**, a majority of respondents (81%) suggest consulting young people before any public decision concerning them is taken. Slightly less than three out of four respondents (74%) think that a good measure would be the availability of more programmes encouraging voluntary work and 70% of young Europeans think that the introduction of a compulsory educational programme about citizenship at schools would encourage greater participation of young people in society.

Lowering the voting age as a measure to increase young people's active participation in society is mentioned by less than one out of five respondents (19%).

### Increasing activity as a citizen in the society



Q9. Which of the following would help you to be more active as a citizen in the society?  
Base: all respondents  
% of "Mentioned"

Across all socio-demographic categories, suggested measures to increase the active participation of young people in society are selected in the same order; the highest number mention that young people should be consulted, followed by the encouragement of voluntary work and thirdly, a call for a compulsory educational programme at schools on citizenship.

Nevertheless, male, older and highly-educated respondents, together with those in rural areas tend to select most measures to a lesser extent than their counterparts.

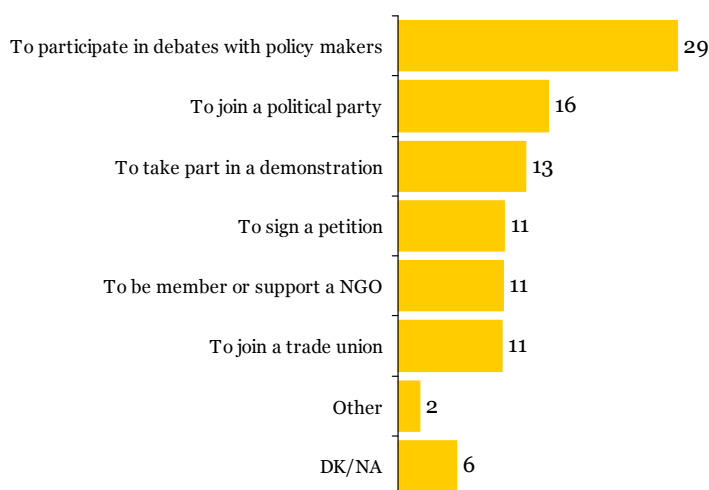
## 6. Young people and political activism

When asked about political **actions to ensure that one’s voice is heard**, 29% of young Europeans select participation in debates with policymakers as the most important one. Joining a political party was selected by 16% of respondents and taking part in a demonstration by 13%.

Comparable proportions of respondents (11%) select signing a petition, being a member of, or supporting an NGO, and joining a trade union as the most important actions to ensure that one’s voice is heard by policymakers.

Finally, 6% of respondents do not know which political action is most important to ensure that their voice would be heard.

### Political actions to ensure that your voice is heard by the policy makers



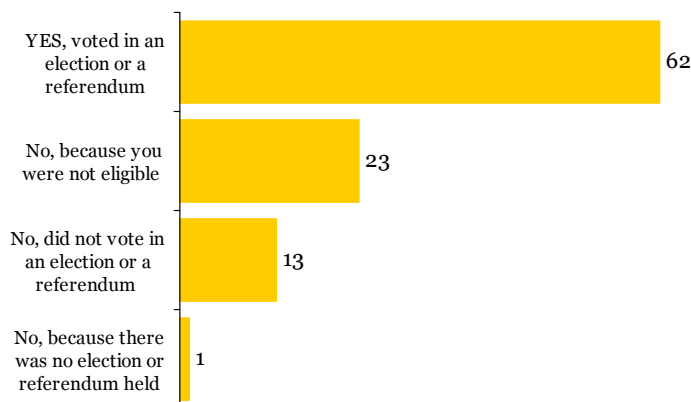
Q10. Which of the following political actions do you think is the MOST important to ensure that your voice is heard by the policy makers? I will read six possibilities please select the MOST important one!  
 %, Base: all respondents

In all Member States, a significant portion of young adults believe that participating in debates with policymakers is the most important political action to ensure that their voice is heard. This is especially true in Lithuania, where more than one young adult in two (54%) consider this to be the most important.

We also find that demonstrating as a way to ensure that one's voice is heard is selected more often by respondents in southern European countries and Germany, while signing a petition appears to be a preferred action in most central European countries and some of the NMS12 countries. Respondents in the Scandinavian countries, the UK, Ireland and the Netherlands are more likely to mention membership in a trade union as the most important action for young people.

Although almost one young adult in four (23%) was not yet eligible to vote in an election or referendum in the last three years, 62% answered that **they did vote in an election or referendum** and only 13% of young adults answered that they did not vote.

#### Participation in an election or a referendum in the last 3 years



Q10A. Have you voted in an election or a referendum (local, regional, national) in the last three years? If there was not such an event in your country or at that time you were not eligible to vote, please say so.  
%, Base: all respondents

We find the largest percentages of respondents who did not vote in an election or a referendum in the past three years in Latvia (27%), the UK (23%) and Portugal (21%), and the smallest percentages in Belgium (3%), where voting is compulsory, followed by Sweden and Italy (4% each).

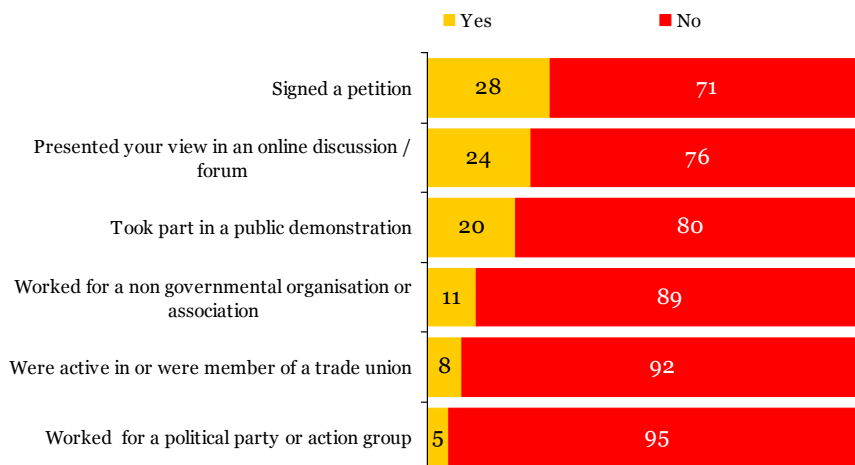
After taking into account differences in eligibility to vote, we find that respondents in the lowest educational category are twice as likely as the most educated to report not voting in an election or referendum in the past three years (20% compared to 10%).

In this survey, young adults were not only asked about their opinions on the most important political actions for young adults to take in order to make their voices heard, but were also asked about the **ways in which they have been involved in political life during the last year.**

The results show that 28% of young adults signed a petition, 24% presented their views in an online discussion forum, and 20% took part in a public demonstration.

Smaller percentages of respondents report that they have worked for an NGO in the past year (11%), were active or were a member of a trade union (8%), or worked for a political party (5%).

**Being involved in political life...**



**Q10B. There are different ways of being involved in political life in order to ensure that your voice is heard by the policy makers. Have you done any of the following in the last year?**  
 Base: all respondents  
 % of "Yes"

The most important dissimilarity that we notice between the different Member States is the variation in the overall level of political involvement. Countries with the highest level of political involvement are Denmark, Finland, Sweden, Belgium and France, while countries with the lowest level of political involvement are Latvia, Bulgaria, Estonia, Hungary and Malta.

Looking at the variations in political involvement by socio-demographic categories, we notice that young men tend to be more politically active than young women. This is especially the case for presenting one’s view in an online forum (29% compared to 19%) or for taking part in a public demonstration (22% compared to 18%).

Overall, older respondents are more actively involved in political life than younger ones. However, the latter more often report taking part in a public

demonstration during the last year; 23% of the youngest age category report this, compared to 18% in the oldest age category.

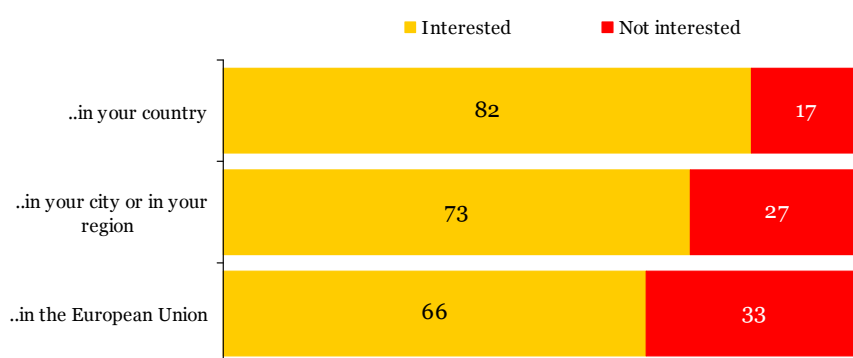
Highly-educated respondents, in general, are more involved in political life. Respondents who completed their full-time education after the age of 20 are the most likely to report having taken any of the listed five political actions in the last year, while those who did not study beyond the age of 16 are the least likely to report being active in this way. For example, 37% of respondents in the highest educational category report that they signed a petition in the previous year, but only 15% of respondents in the lowest educational category report the same.

We also find that young adults who live in a metropolitan area are the most likely to be involved in political life, followed by young urban adults. Young people from rural areas are the least likely to be involved. For example, while 28% of respondents in metropolitan areas have presented their views in an online forum in the last year, only 24% of respondents in urban areas and 20% of respondents in rural areas said the same.

Finally, self-employed respondents and employees are more involved in political life than manual workers. However, manual workers are more likely to say that they are a member of a trade union (14% compared to 8%).

A majority of the EU's young adults say that they are very interested or **interested in politics and current affairs**; 82% of respondents are interested in politics and current affairs in their own country, 73% claim to be interested in politics at a city or regional level and 66% of respondents say they are interested in politics and current affairs in the EU.

### Interest in politics and current affairs



Q11. Would you say, you are very interested, interested, not interested or not at all interested in what is going on in politics and current affairs:  
%, Base: all respondents"

Young adults in Greece have the highest level of interest in politics and current affairs on all three levels; 89% of Greek respondents are interested in the politics of their country, 85% in regional or city level politics and 77% in the politics of the EU. Respondents in Romania, Belgium and the Czech Republic have the lowest level of interest in politics in general.

Looking at socio-demographic differences in interest in politics and current affairs, we notice that older and highly-educated respondents and young adults who live in a metropolitan area the most interested in politics at all levels. We also find some differences in political interest between the occupational categories of the respondents. Self-employed respondents are in general the most interested in politics, while manual workers seem to be the least interested.

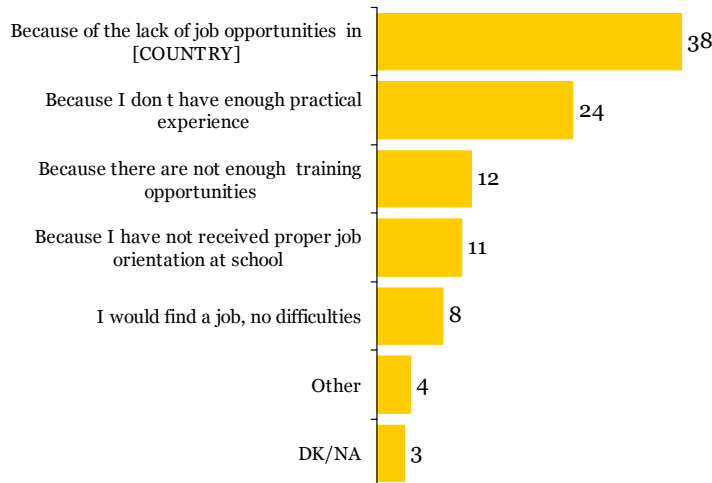
## 7. Employment – key facts and opinions

When young adults are asked about the **most important reason that they might be unable to find a job**, one in two of them give a rather general reason: 38% say that there is a lack of job opportunities in their country and 12% claim there are not enough training opportunities.

Slightly less than one out of four select a reason for being unable to find a job that relates to them personally: 24% think that the main problem would be a lack of practical experience.

EU15 respondents are more likely than those in the NMS12 to say that the main reason for being unable to find a job would be a general societal problem (e.g. a lack of job opportunities or insufficient training opportunities in their country). NMS12 respondents are more likely to select a reason related to them personally (e.g. they do not have enough practical experience).

#### **MOST important reason for not be able to find a job**

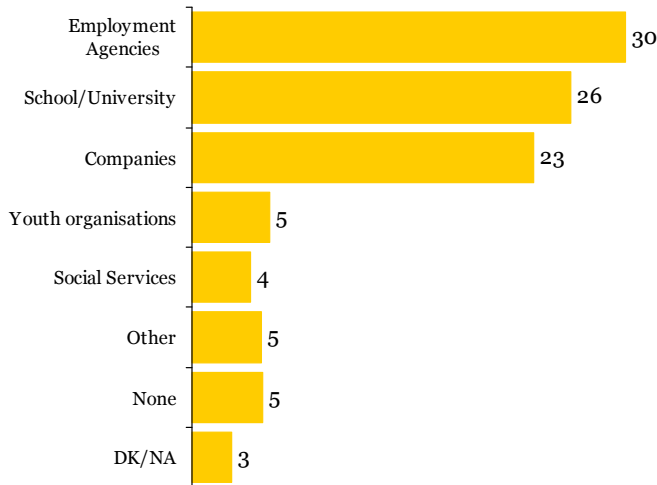


**Q12. If you would be looking for a job, which is the MOST important reason why you would not be able to find one?**  
%, Base: all respondents

According to 30% of young adults in the EU, employment agencies offer the best support in helping them to find a job, 26% think that schools and universities offer the best support and 23% expect that the companies themselves are the most helpful in any job search.

A large majority of respondents in all countries answer that employment agencies, schools and universities or the companies themselves provide the best support for those looking for a job.

### The best support to find a job




Q13. Who would provide the BEST support for you to find a job?  
Please select one from the list I am going to read.  
%, Base: all respondents

When young Europeans are asked about **the most useful qualities needed to find a good job**, the four main skills mentioned are: communication and teamwork skills (27%), having completed an apprenticeship or training course (21%), IT, computer and communication technology knowledge (17%), and foreign language ability (16%).

Entrepreneurial skills or knowledge of the business world (9%) and a good appearance (6%) are mentioned by a smaller proportion of respondents.

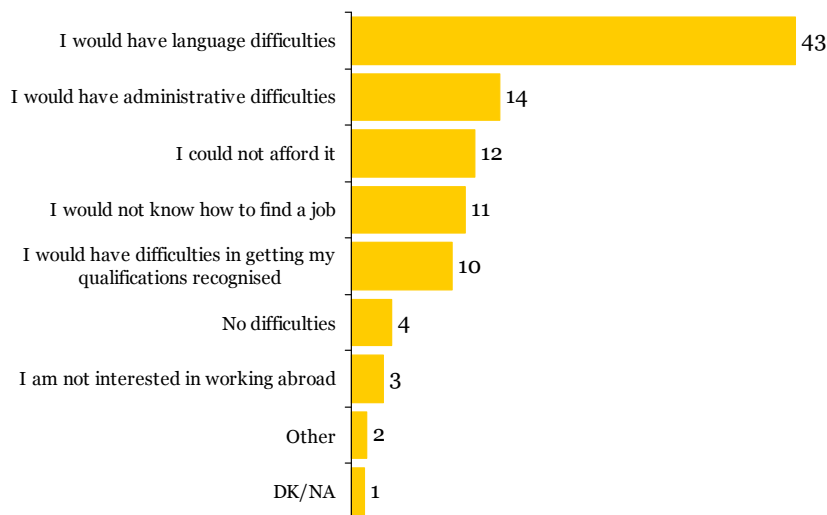
### The most useful qualities in finding a good job



Q17. Which of the following qualities do you think is the most useful for you in finding a good job? I will read you six possibilities, and will ask you to choose ONLY ONE that you consider to be the MOST useful among these.  
%, Base: all respondents

Language difficulties are the main reason that young Europeans think that it might be **difficult for them if they wanted to find a job in another country**; 43% of respondents select this as the most significant barrier. Language difficulties are selected as the primary reason that a job abroad might be hard to find in all Member States except Malta, where the main reason young people think it might be difficult to find a job abroad is being unable to afford it.

### Difficulties of working abroad



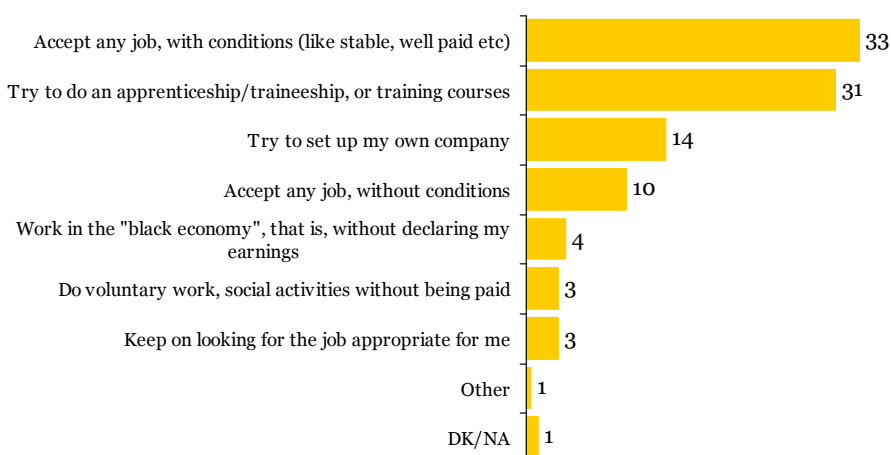
Q15. I am going to list five things which might create difficulties if someone would like to work abroad. If you wanted to work abroad, what would be the MAIN difficulty for you? Please select one answer.  
%, Base: all respondents

**When confronted with unemployment, 33% of young Europeans would accept any job, if it met certain conditions, such as job stability and a good salary, and 10% would accept any job without such conditions.**

Another significant portion of young Europeans (31%) say that they would try to find an apprenticeship or training course and 14% answer that they would try to set up their own company.

A small group of respondents report that, in case of unemployment, they would work in the “black economy” (4%), do voluntary work or social activities without being paid (3%) or keep looking for a job that was appropriate for them (3%).

### If you are/were unemployed, what would you MOST probably do?



Q16. If you are/were unemployed, which of the following would you MOST probably do? Please choose one out of the following 6 possibilities!  
%, Base: all respondents

Swedish respondents are the least demanding; 21% would accept any job without conditions. Respondents in Latvia are the most demanding; 17% say they would keep looking for a job that was appropriate for them.

In case of unemployment, men are more likely to say that they would probably try to set up their own company (17% compared to 11% of men), while women are more likely to answer that they would try to follow a training course or find an apprenticeship (35% compared to 27%).

Comparing educational groups, the most important difference that we find is that respondents in the lowest educational category are the most likely to accept any kind of job without setting conditions. One respondent in six, of those who did not study beyond the age of 16, say that, if unemployed, they would accept any job without conditions. This compares to 12% of those who completed full-time education between the ages of 16 and 20, 10% of those who studied beyond 20 years-of-age and 8% of those who are still at school.

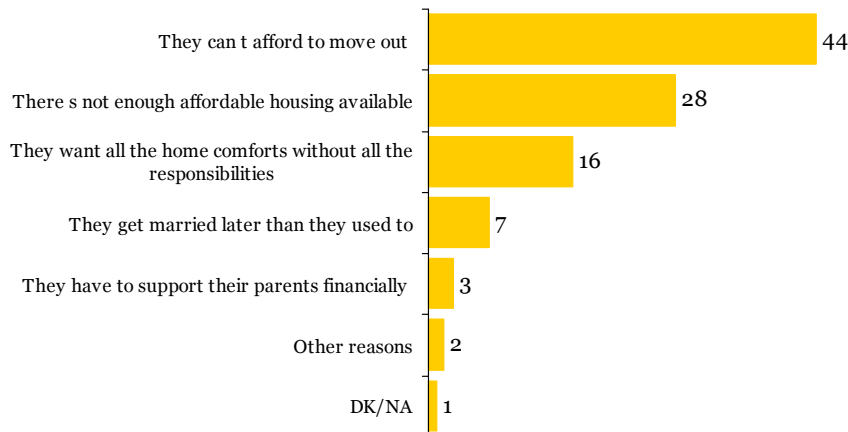
## 8. Achieving financial independence

It is often said that **young people today tend to live at their parents' home longer than they used to**. When asked why, a majority of young Europeans give material reasons; 44% believe that young adults cannot afford to move out, and 28% think that there is a lack of affordable housing (28%). 16% of respondents tend to blame selfishness, agreeing with the statement that young

people today want all the comforts of home without having to shoulder all of the responsibilities.

Smaller percentages of respondents think that young people live with their parents longer because they are getting married later (7%), or because they have to support their parents financially (3%).

**The MAIN reason for young adults live in their parents' homes longer than they used to**



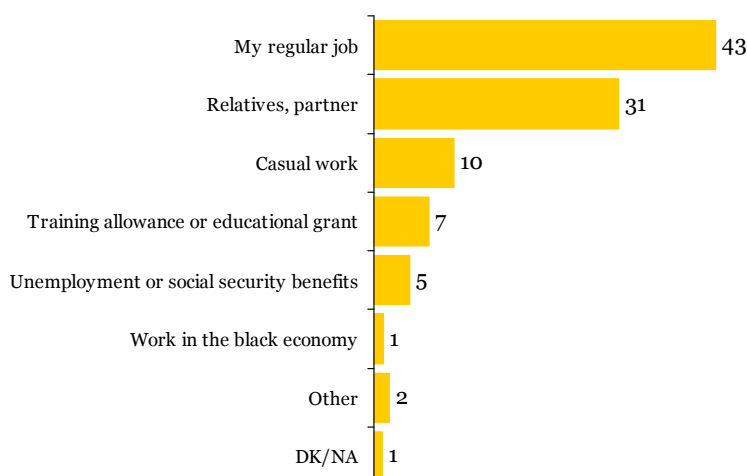
Q14. What do you think is the MAIN reason that young adults live in their parents' homes longer than they used to? Again, please select one from the list I am going to read.  
%, Base: all respondents

A lack of financial resources is given as the primary explanation as to why young adults continue to live with their parents in 16 out of 27 countries. It also appears that young Greeks, Hungarians and Portuguese tend to put forward this assumption even more frequently than others (respectively, 61%, 64% and 62%).

In 10 other countries, the shortage of affordable housing is selected as the most significant reason. This is particularly notable in Lithuania, where more than one in two young adults (53%) supports this statement.

Slightly more than four out of 10 young Europeans (43%) say that their **primary source of income** is a regular job. Slightly fewer young Europeans (31%) cite relatives or a partner as their primary basis of financial resource.

### Source of income



Q18. Where do you get MOST of your money from?  
%, Base: all respondents

In most countries (22 out of 27), young people obtain the largest part of their financial resources through regular jobs. This is particularly the case in Denmark and the UK, where 57% and 56% of respondents name a regular job as their primary source of income. In most of these countries (18 out of 22), the second most mentioned income source is relatives or a partner. Exceptions are Denmark, Finland and Sweden, where the second most mentioned income source is a training allowance or an educational grant, and the Netherlands, where casual work is the second most mentioned income source.

In four other countries, Italy (50%), Bulgaria (49%), Greece (49%) and Hungary (42%), relatives or a partner are the main providers of financial resources for young people. In these countries the second most mentioned main income source is a regular job.

Women are more likely than men to mention that relatives or a partner provide most of their income (35% compared to 27%), and men are more likely to say that they obtain the largest part of their financial resources through a regular job (47% compared to 39%).

As expected, older respondents are the most likely to state that they obtain the largest part of their financial resources through a regular job, while younger respondents more regularly mention relatives or a partner as the provider of most of their income.

In addition, compared to respondents between the ages of 25 and 30, those younger are more likely to mention that most of their income comes from a training allowance or educational grant (10% and 9% compared to 2%) or from

casual work (13% and 12% compared to 6%). We find a similar pattern of differences when comparing respondents who are still being educated and those who have completed their full-time education.

Focussing on respondents who have completed full-time education, we notice that the highly-educated ones more often say they obtain the largest part of their financial resources through a regular job, while less-educated respondents tend to refer to relatives or a partner, and unemployment or social security benefits as their main income streams.